

HOSHIZAKI



Code:	Touch Screen Hood Type Dishwasher	Model:
071T.1111AH.AB		HW-600B PDRT



MAIN FEATURES

- * Userfriendly touch screen panel
- * Easy to follow washing steps with dynamic and coloured screen
- * Stainless steel body including washing and boiler tank.
- * Monoblock hygienic washing tank.
- * 69/35/27/23/18 racks per hour (Rack dimensions 50X50 cm)
- * 2.3 lt water consumption per cycle
- * On-screen easy-to-failure status monitoring
- * Digital Pressure switch for washing tank
- * Adjustable detergent / Rinse aid time from screen panel
- * Non-returned - check valve system
- * Saves energy, detergent and water
- * Easy start-up: Single button for water filling and heating in the boiler tank.
- * Adjustable feet for height optimization
- * The dishwasher is completely sealed to guarantee IPX5 water protection
- * Electrical components and cabling according to international standards and safety regulations
- * Washing and rinsing temperatures thermo-stop controlled.
- * Contais stainless steel tank filter
- * Touch screen for temperatures and error displays.
- * Washing temperature at 55-60°C (water supply at a minimum of 2 bar and 50°C)
- * Rinsing temperature at 80-85°C (water supply at a minimum of 2 bar and 50°C)

OPTIONS

ACCESSORIES

- * Electrical Connection Cable, Flexible Water Supply and Drain Hose
- * 3 Baskets Promotional (Plate,Glass, and Cutlery)
- * Detergent Dispenser
- * Rinse Aid Dispenser
- * Drain Pump
- * Rinsing Pump

STANDARDS

- * EN 60335-1 European Standard relating to safety of household and similar electrical appliances
- * EN 60335-2-58 European Standard relating to the safety of electric appliances

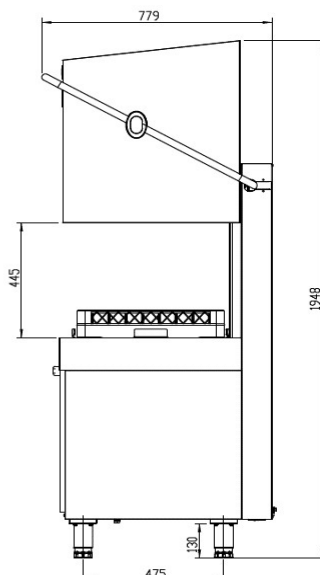
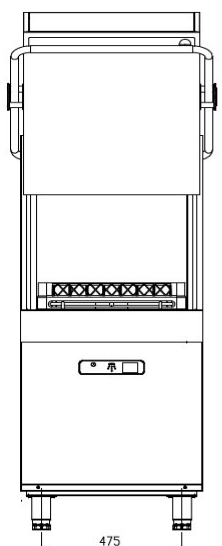
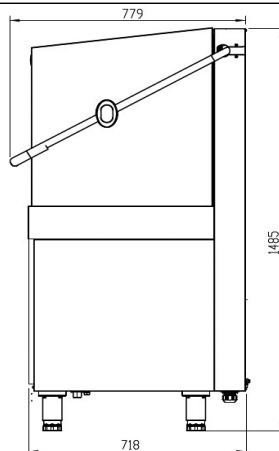
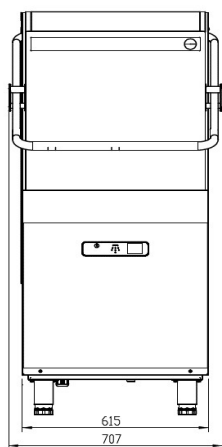


Code:

071T.1111AH.AB

Touch Screen Hood Type Dishwasher**Model:**

HW-600B PDRT

**DIMENSIONS (Net)**

* Width (mm):	707
* Depth (mm):	779
* Height (mm):	1485 (1955)
* Weight (kg):	110 (+/- 10)

DIMENSIONS (Shipping)

* Width (mm):	725
* Depth (mm):	795
* Height (mm):	1638
* Weight (kg):	120
* Volume (m³):	0,94

TECHNICAL SPECIFICATIONS

* **Washing Capacity (Basket/hr):** 69/35/27/23/18

* **Washing Tank Capacity:** 22 lt

* **Boiler Tank Capacity:** 7 lt

* **Washing Pump Power:** 0,66 kW

* **Rinsing Pump Power:** 0,25 kW

* **Washing Heat power:** 1,8 kW (220 V)

2,2 kW (240 V)

* **Rinsing Heat power:** 2,75 kW (220 V)

3,3 kW (240 V)

* **Max. Noise:** 67 dBA

* **Loading Height:** 445 mm

* **Electric consumption:** 3,41 Kw 220 V 50 Hz

3,96 Kw 240 V 50 Hz

WATER-IN

* **Cold water inlet:** 3/4 inch

* **Hot Water Inlet:** 3/4 inch

* **Water inlet pressure** 2-4 Bar

DRAIN

* **Dirty water discharge connection:** 3/4 inch (Ø28 mm)

Protection class: IPX5